



SVIJET U NAŠOJ UČIONICI

Antonija Kojundžić, učiteljica geografije, Osnovna škola Ivana Filipovića Osijek

Nikolina Mandić Gregić, učiteljica geografije, Osnovna škola „Mladost“ Osijek

SADRŽAJ

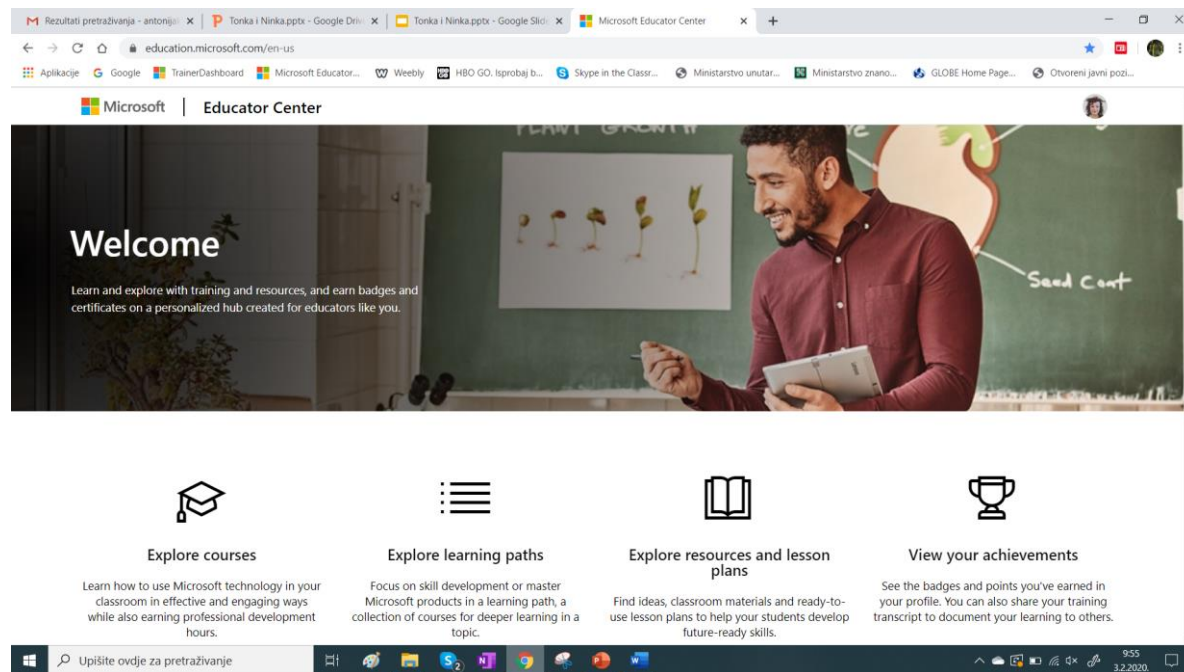
- Što je Microsoft Educator Community?
- Skype in the Classroom
- Flipgrid
- Postanite i vi novi članovi! :)



MICROSOFT EDUCATOR COMMUNITY

1. online tečajevi
2. pisani ili video izvori sa novim alatima ili aktivnostima
3. Webinarari
4. kratki videi sa savjetima
5. mogućnost kreiranja vlastitog tečaja, nastavne jedinice ili projekta
6. suradnja s drugim učiteljima tijekom određene nastavne jedinice, Skype aktivnosti ili projekti

<https://education.microsoft.com/en-us>



Značke i certifikati





Certificate of Recognition



Antonija Kojundzic

has successfully completed the following:

**Streamline efficiency with Office 365
apps**

Estimated time of course: 1 HOURS

JAN 27, 2019

A handwritten signature in black ink, appearing to read "Anthony".

Anthony Salcito
Vice President, Worldwide Education

MICROSOFT EDUCATOR COMMUNITY

7. polaganje međunarodno priznatih
ispita i dobivanje certifikata:

Microsoft Certified Educator

Microsoft Office Specialist

8. sudjelovanje na međunarodnoj

E2 (Educator Exchange) konferenciji



E2 KONFERENCIJA – LEARNING MARKET PLACE I GRUPNI ZADATAK



PROGRAMI ZA UČITELJE

- Microsoft Innovative Educator
- Microsoft Innovative Educator Expert (MIE Expert)
- Microsoft Innovative Educator Trainer (MIE Trainer)
- Skype Master Teacher





MIE - MICROSOFT INNOVATIVE EDUCATOR

Možete postati već danas! 😊

- otvoriti profil na Microsoft Educator Community-u
- skupiti 1000 bodova kroz edukacije



MIE EXPERT

- otvoriti profil na Microsoft Educator Community-u
 - skupiti 1000 bodova kroz edukacije, Skype aktivnosti ili sudjelovanja u raspravama
 - poslati prijavu u 2minutom videu ili Swayu (prijave jednom godišnje)
-
- Hrvatska: 23 MIE Experta (2019./2020.)



Innovative Educator Experts

Croatia

- Arjana Blazic, IX. gimnazija
- Sanja Bozinovic, Osnovna skola Nikole Hribara Velika Gorica
- Darija Dasović, Tehnička škola Ruđera Boškovića Vinkovci
- Danijel Forjan, OŠ Domovinske zahvalnosti
- Tea Horvatic, Osnovna škola Strahoninec
- Sanja Janeš, OŠ "Petar Zrinski" Čabar
- Maja Knez Vranić, OŠ "Vladimir Nazor" Pesarovina
- Antonija Kojundžić, OŠ Ivana Filipovića, Osijek
- Kristina Krtalić, Osnovna škola Hugo Badalić
- Manuela Kujundžić, Primary School Popovača
- Ana Lopac Groš, OŠ Sesvete
- Nikolina Mandic Gregic, Osnovna skola „Mladost“ Osijek (Elementary school „Mladost“ Osijek)
- Dunja Mijović, Pimary school Popovaca
- Gordana Novak, Primary school "Vladimir Nazor" Križevci
- Bojana Oreb, Osnovna škola Benkovac
- Sanja Pavlović-Šijanović, Gymnasium Vukovar
- Darko Rakic, Primary school Popovaca
- Nataša Sajko, Medicinska škola Varaždin
- Davor Sijanovic, Gymnasium Vukovar
- Anita Simac, Osnovna skola Petra Preradovica
- Gordana Sokol, Primary school Tužno
- Alenka Taslak, Osnovna škola Dore Pejačević Našice
- Danijel Vrbanc, Željeznička tehnička škola Moravice



MOGUĆNOSTI ZA MIE EXPERT

- profesionalni razvoj i dobivanje certifikata
- razmjena iskustava i ideja sa svjetski prepoznatim učiteljima i stručnjacima
- edukacija i razgovor s učiteljima u svojoj lokalnoj zajednici s ciljem umrežavanja i stvaranja veće zajednice Microsoftovih stručnjaka
- sudjelovanje u fokus grupama i davanje povratih informacijama o novim Microsoftovim proizvodima
- testiranje novih proizvoda i alata u beta fazi
- sudjelovanje u Microsoftovim nacionalnim i globalnim događajima
- organiziranje regionalnih susreta o korištenju Microsoftove tehnologije u nastavi
- nominacija za Skype Master Teacher program



MICROSOFT INNOVATIVE EDUCATOR TRAINER (MIE TRAINER)

- MIE Experti koji žele raditi s drugim učiteljima na profesionalnom razvoju u digitalnom okruženju ili uživo kroz teme korištenja digitalne tehnologije u nastavi te Microsoftovim proizvodima
- **MIE Trainer**
 - učitelj koji educira najmanje 100 učitelja godišnje
- **MIE Master Trainer**
 - MIE Expert i MIE Trainer koji ima status najmanje godinu dana
 - učitelj koji educira najmanje 400 učitelja godišnje



SKYPE MASTER TEACHER

- učitelj koji aktivno koristi Skype u nastavi i dijeli svoja iskustva s drugim učiteljima
 - učitelj koji kreira vlastite Skype aktivnosti i projekte
 - status MIE Experta
 - kreirati 2minutni Sway i poslati prijavu u zadanom roku
-
- Hrvatska: 2 Skype Master Teacher (2019./2020.)



Become a Skype
Master Teacher



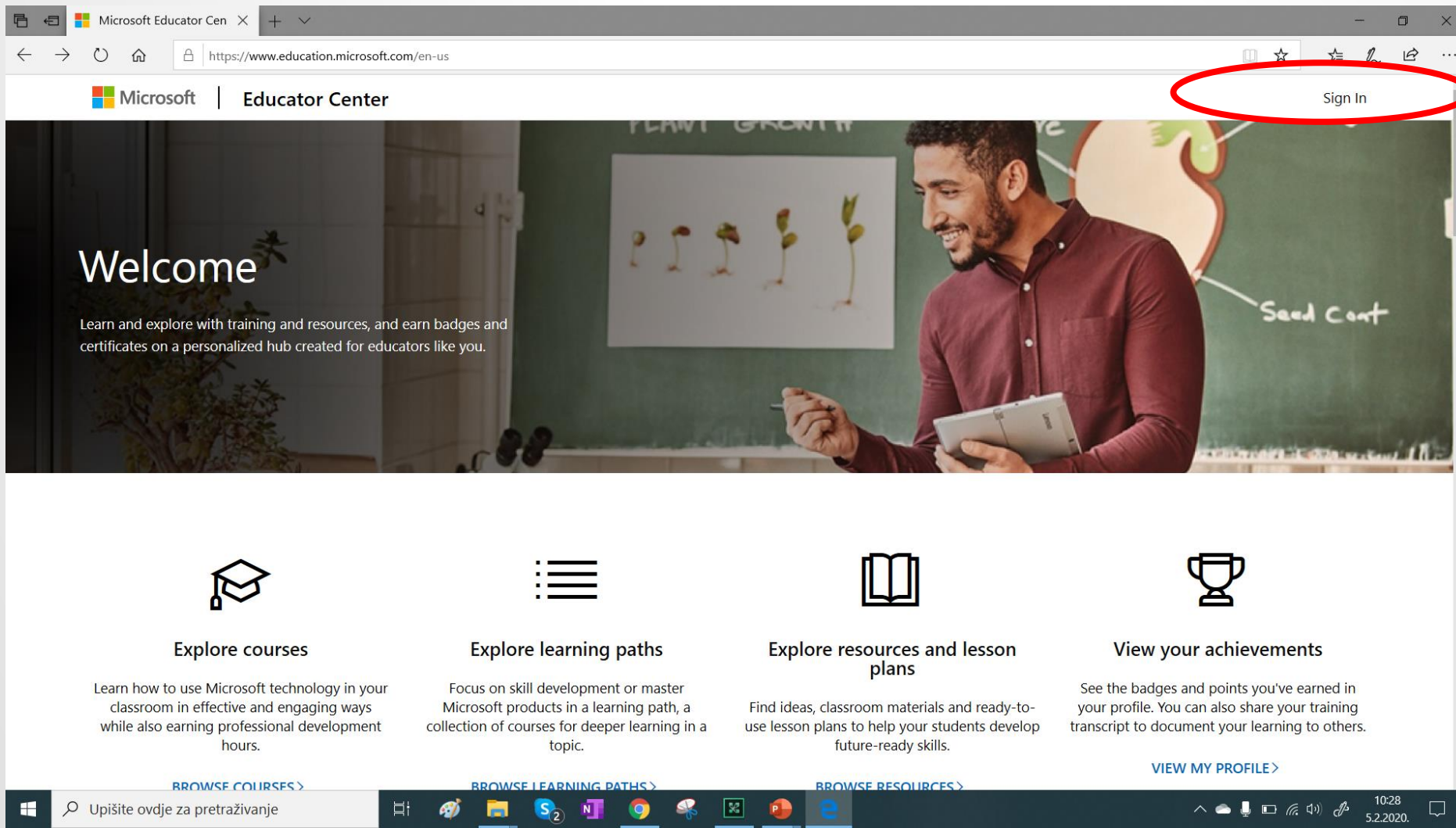
MOGUĆNOSTI ZA SKYPE MASTER TEACHER

- suradnja s učiteljima diljem svijeta
- suradnja s organizacijama i ustanovama poput nacionalnih parkova, muzeja i galerija
- dijeljenje iskustava s kolegama i organizacijama preko blogova ili društvenih mreža
- predstavljanje Skype in the Classroom programa na edukacijama i konferencijama diljem svijeta uživo te putem Webinara

KAKO POSTATI ČLAN?

<https://www.education.microsoft.com/en-us>

www.bit.ly/142MEC



The screenshot shows a web browser window with the Microsoft Educator Center website. The browser's address bar displays the URL <https://www.education.microsoft.com/en-us>. The website header includes the Microsoft logo and the text "Educator Center". In the top right corner of the page, a "Sign In" button is circled in red. Below the header is a large banner image of a man in a classroom, with the word "Welcome" overlaid on the left. Underneath the banner, there are four main navigation sections, each with an icon and a brief description:

- Explore courses**: Learn how to use Microsoft technology in your classroom in effective and engaging ways while also earning professional development hours.
- Explore learning paths**: Focus on skill development or master Microsoft products in a learning path, a collection of courses for deeper learning in a topic.
- Explore resources and lesson plans**: Find ideas, classroom materials and ready-to-use lesson plans to help your students develop future-ready skills.
- View your achievements**: See the badges and points you've earned in your profile. You can also share your training transcript to document your learning to others.

At the bottom of the page, there are links for "BROWSE COURSES >", "BROWSE LEARNING PATHS >", "BROWSE RESOURCES >", and "VIEW MY PROFILE >". The Windows taskbar is visible at the very bottom of the screenshot.

KAKO POSTATI ČLAN?

Prijavite se u račun

https://login.microsoftonline.com/common/oauth2/v2.0/authorize?client_id=5749fa6e-3335-495e-a235-e0a89769841f&redirect_uri=https%3A%2F%2Feducation.microsoft.com&response_

Ovo web-mjesto koristi kolačiće za analizu, personalizirani sadržaj i oglase. Ako nastavite pregledavati web-mjesto, prihvaćate njihovo korištenje. [Saznajte više](#)

Microsoft

Prijava

Nemate račun? [Stvorite ga!](#)

[Ne možete pristupiti računu?](#)

[Mogućnosti prijave](#)

[Dalje](#)

Pronašli smo račun koji možete koristiti ovdje:

Antonija Kojundžić
antonijakuti@gmail.com
Prijavljen

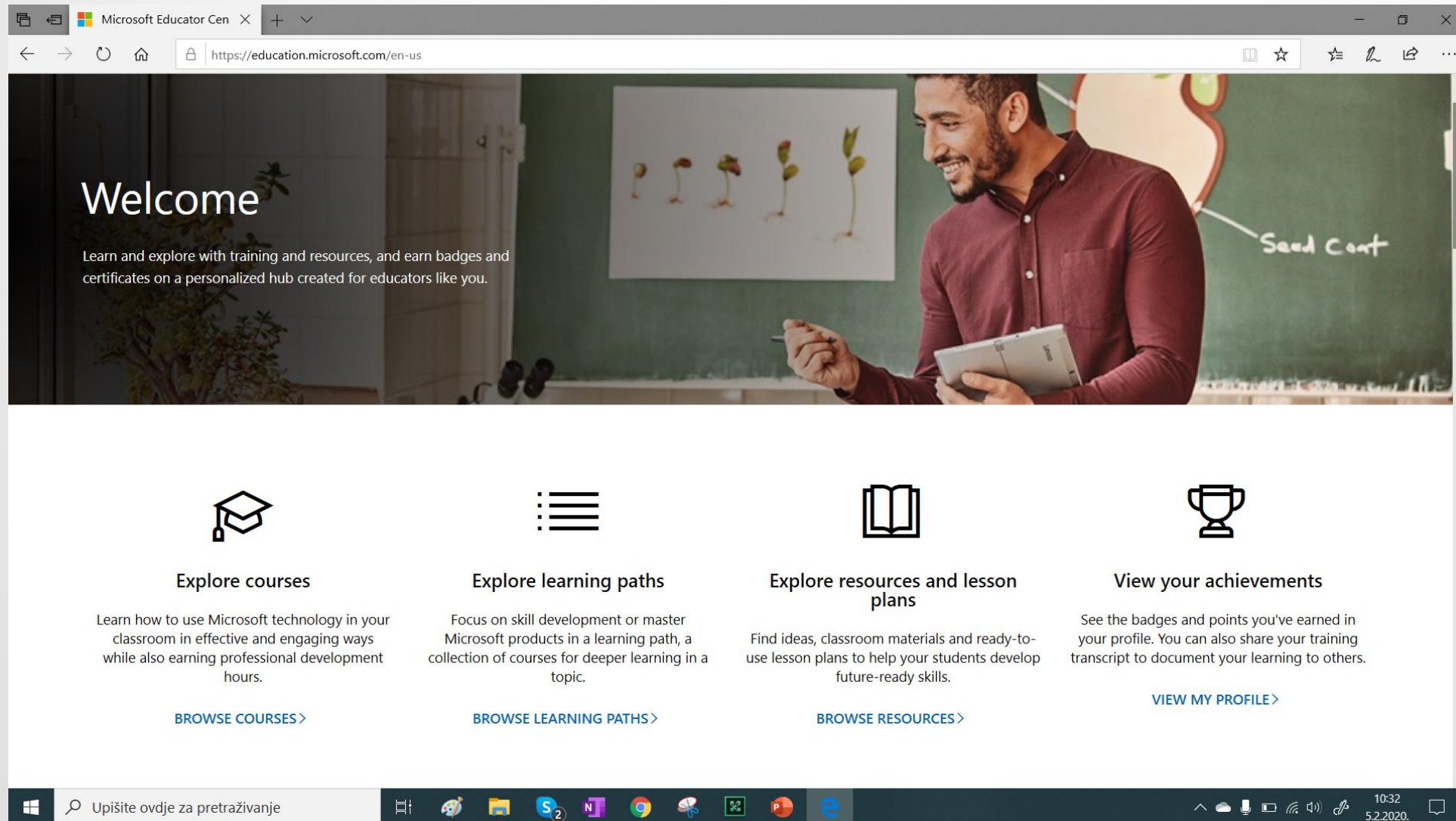
Uvjeti upotrebe Privatnost i kolačići

10:29
5.2.2020.

Upišite ovdje za pretraživanje

KAKO POSTATI ČLAN?

[WWW.BIT.LY/142MEC](https://www.bit.ly/142MEC)



The screenshot shows a web browser window with the Microsoft Educator Center website. The browser's address bar displays the URL <https://education.microsoft.com/en-us>. The main content area features a large banner image of a man in a classroom, with the text "Welcome" and a sub-header: "Learn and explore with training and resources, and earn badges and certificates on a personalized hub created for educators like you." Below the banner are four main navigation cards:

- Explore courses**: Represented by a graduation cap icon. Description: "Learn how to use Microsoft technology in your classroom in effective and engaging ways while also earning professional development hours." Link: [BROWSE COURSES >](#)
- Explore learning paths**: Represented by a list icon. Description: "Focus on skill development or master Microsoft products in a learning path, a collection of courses for deeper learning in a topic." Link: [BROWSE LEARNING PATHS >](#)
- Explore resources and lesson plans**: Represented by an open book icon. Description: "Find ideas, classroom materials and ready-to-use lesson plans to help your students develop future-ready skills." Link: [BROWSE RESOURCES >](#)
- View your achievements**: Represented by a trophy icon. Description: "See the badges and points you've earned in your profile. You can also share your training transcript to document your learning to others." Link: [VIEW MY PROFILE >](#)

The Windows taskbar at the bottom shows the search bar with the text "Upišite ovdje za pretraživanje" and various application icons. The system tray on the right indicates the time as 10:32 and the date as 5.2.2020.

CODE:

T-AKFCF2220

T-NMA67D220

1-us

Antonija Kojundžić
antonijakuti@gmail.com

My Profile
Redeem achievement code
Sign out

earn badges and
ators like you.

FLAUNT GROWTH

Seed Count

Explore learning paths
Focus on skill development or master Microsoft products in a learning path, a collection of courses for deeper learning in a topic.
[BROWSE LEARNING PATHS >](#)

Explore resources and lesson plans
Find ideas, classroom materials and ready-to-use lesson plans to help your students develop future-ready skills.
[BROWSE RESOURCES >](#)

View your achievements
See the badges and points you've earned in your profile. You can also share your training transcript to document your learning to others.
[VIEW MY PROFILE >](#)

10:33
5.2.2020.

MOGUĆNOSTI ZA ŠKOLE

- Microsoft School
- Microsoft Showcase School



SKYPE IN THE CLASSROOM

<https://education.skype.com/>

www.bit.ly/142skype



teach without walls

SKYPE IN THE CLASSROOM

- međusobno povezivanje
- daleka područja učenicima „dolaze“ u njihovu učionicu
- godišnja projektna aktivnost Skype-a-Thon



ZAŠTO KORISTITI SKYPE IN THE CLASSROOM?

Korištenjem alata „Skype in the Classroom“ učenici će:

- upoznati prirodno-geografske, društveno-kulturne i gospodarske značajke različitih dijelova Zemlje
- koristiti i primjenjivati stečena znanja za izradu samostalnih materijala kao što su prezentacije, plakati, video zapisi i novinarski članci
- sudjelovati u razgovoru s ljudima iz drugih dijelova svijeta
- razvijati toleranciju i podići razinu ekološke svijesti
- razvijati komunikacijske vještine i komunikaciju na stranom jeziku
- predstaviti vlastite projekte i aktivnosti



SKYPE IN THE CLASSROOM

- [Mystery Skype](#)
- [Skype Collaborations](#)
- [Virtual Field Trips](#)
- [Guest Speakers](#)
- [Skype Lessons](#)



MYSTERY SKYPE

Mystery Skype Questions

If the answer is **yes**, ask **another question**.
If they answer **no**, it's **their turn**.

Answer Y or N	Possible Questions
	Is your state east of the Mississippi River?
	Are you in the (eastern, central, mountain, Pacific) time zone?
	Does your state border the Atlantic/Pacific ocean?
	Do the Appalachian/Rocky Mountains run through your state?
	Do you have cold, snowy winters?
	Are you in the (NE/SE/Midwest/W/SW) region?
	Does your state border Canada?
	Does your state border (body of water)?
	Does your state border (state name)?
	Is your state (N, S, E, W) of _____?
	Does your state have any cities with a population greater than one million?
	Is your state _____?


Mystery Skype



A GLOBAL GUESSING GAME



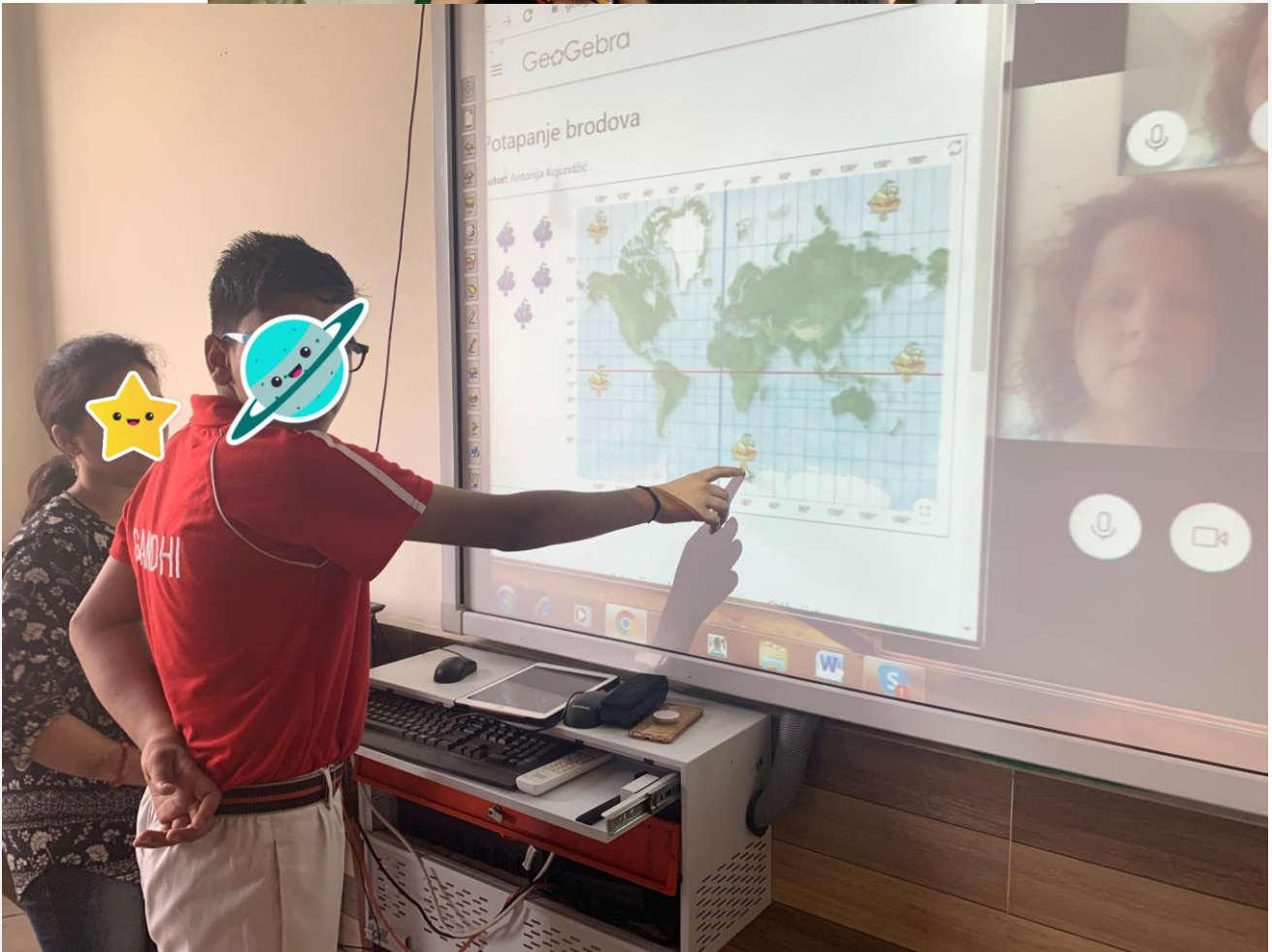
00,270,593 16 Countries Visited



MYSTERY SKYPE



SKYPE COLLABORATIONS



SKYPE COLLABORATIONS

Knock Knock - Where are you?

Languages: [English](#)

Collaborative Project

Learning objectives:

- ★ Learn about other countries traditions
- ★ Discover others national anthems
- ★ Explore other country flags

In this collaborative project classes from around the world will meet and get to know other countries.

We will start with Mystery Skype, then organize different activities like using maps to find where other school is located, show our national flag and symbols, our school logo, sing anthem or other traditional song, try to figure out what we already know about the other country and ask questions to meet each other better and take a group photo.

Join this Project



Student ages: 11 – 18

Subjects: [Culture & Traditions](#), [World Languages](#), [Geography/Travel](#)

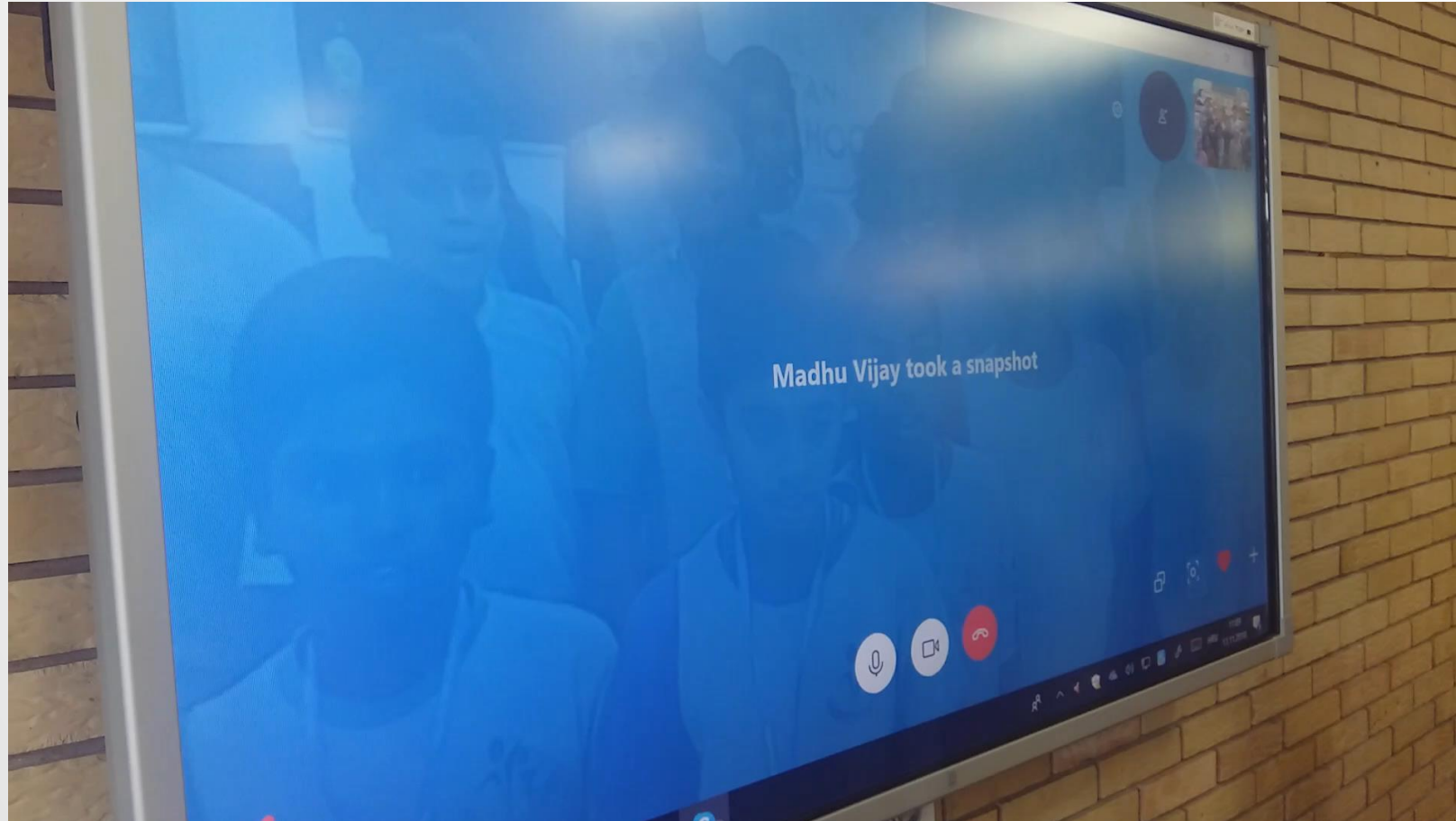
SKYPE COLLABORATIONS - MALEZIJA



SKYPE COLLABORATIONS – SAUDIJSKA ARABIJA



SKYPE COLLABORATIONS - INDIJA



GUEST SPEAKERS SKYPE LESSONS

Microsoft
The Jane Goodall Institute

Skype in the Classroom Activity Plan



Learn how every individual's actions can make a big impact with Dr. Jane Goodall

Dr. Jane Goodall, Director of the Jane Goodall Institute, will be in the classroom via Skype.

Objective: Students will be able to identify the impact of individual actions on the environment.

Learning Objectives:

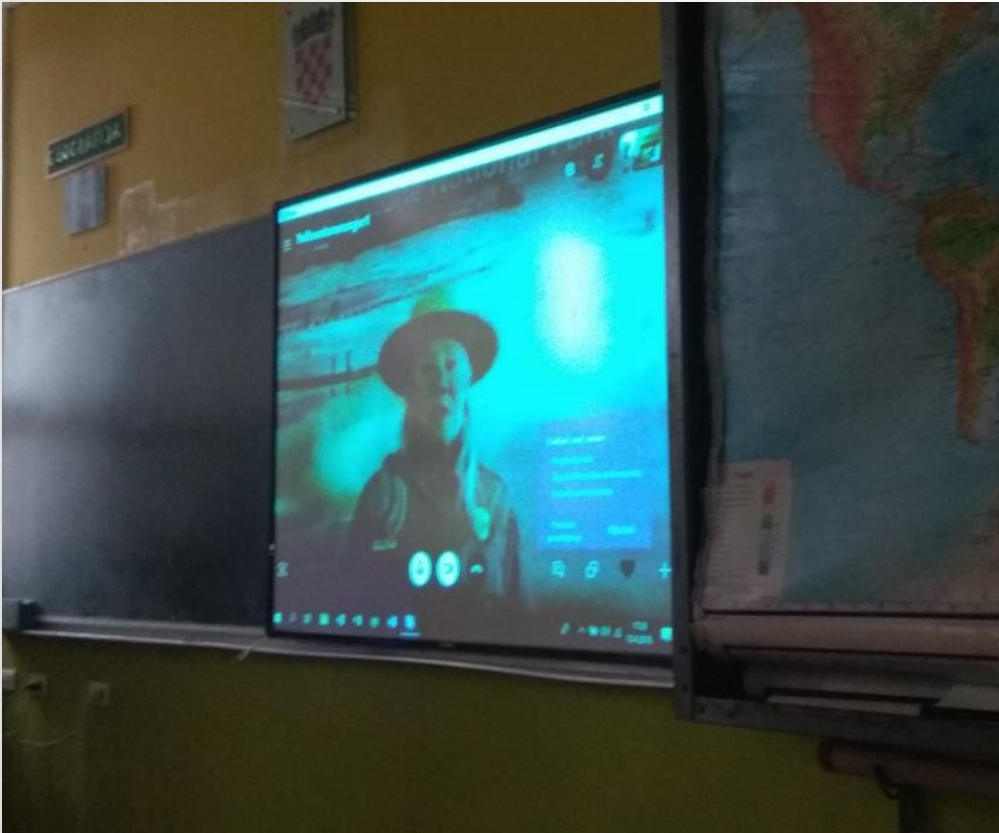
- Identify the impact of individual actions on the environment.
- Identify the impact of individual actions on the environment.
- Identify the impact of individual actions on the environment.
- Identify the impact of individual actions on the environment.
- Identify the impact of individual actions on the environment.

Materials:

- Skype
- Internet
- Dr. Jane Goodall
- Dr. Jane Goodall Institute

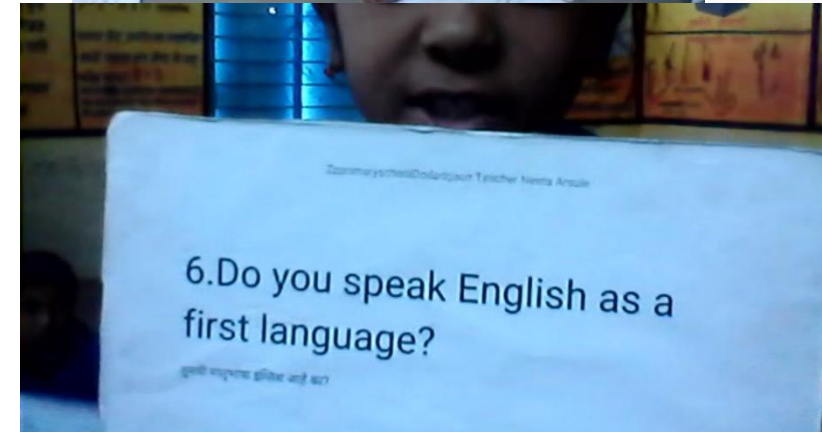


VIRTUAL FIELD TRIPS



ŠTO VAM JE POTREBNO?

- DOBRA VOLJA
- računalo, zvučnici, mikrofoni, internetska veza
- projektor ili interaktivna ploča
- Skype aplikacija i račun



PRIJE KORIŠTENJA

- izradite svoj profil na portalu [skypeintheclassroom.com](https://www.skypeintheclassroom.com)
- ukoliko imate profil na Microsoft Educator Community povežite ga
- preuzmite Skype na svoje računalo i ulogirajte se (<https://www.skype.com/en/>)
- pretražite što vas zanima - bazu možete pretraživati prema predmetu ili predmetnom području, dobi djece ili svojoj lokaciji
- odaberite jedan od Skype Lessons, Skype Collaborations, Virtual Field Trips, Mystery Skypes ili Guest Speakers i ostvarite kontakte te dogovorite suradnju

PRIJE KORIŠTENJA

- svakako si uzmite dovoljno vremena za planiranje aktivnosti
- prije samog sata s učenicima, provjerite funkcionalnost računala i internetske veze

Ne brinite za svoje znanje engleskog jezika! 😊



PRIJE KORIŠTENJA

- upoznajte ukratko svoje učenike s temom i osobom s kojom će razgovarati kao i s ciljem i ishodom ove aktivnosti
- kako se većina suradnji ostvaruje na engleskom jeziku, pripremite učenike na moguće poteškoće s razumijevanjem povezanim s njihovim znanjem jezika te ukoliko predavaču engleski jezik nije materinji jezik
- budite spremni pomoći i pojasniti svojim učenicima pojedine poteškoće
- potaknite svoje učenike na suradnju i komunikaciju s predavačem
- dopustite svojim učenicima smijeh, komentare i interakciju međusobno i s predavačem
- zabavite se i uživajte u novom iskustvu

NAKON KORIŠTENJA

- podijelite povratnu informaciju o vašem zadovoljstvu i zadovoljstvu vaših učenika suradnjom s predavačem koristeći e-mail ili suradničke alate kao što su Yammer ili Edmodo
- za sudjelovanje možete ostvariti i certifikate i badgeve te pratiti koliko ste vi i vaši učenici prešli kilometara koristeći „Skype in the Classroom“
- ukoliko vam se sviđa ovakav način rada, podijelite ga sa svojom zajednicom stručnjaka i kolega u školi te na razini stručnih vijeća i aktiva ili s roditeljima
- potaknite učenike neka svoje dojmove i stečena znanja prikažu svojim radom u alatima kao što su OneNote, Sway ili PowerPoint

PRIMJENA U DRUGIM PREDMETIMA

- u svakom predmetu – razgovor sa znanstvenikom na određenu temu – GUEST SPEAKERS ili SKYPE LESSONS
- jezici
 - engleski jezik – razgovor na engleskom jeziku
 - B.5.2. Održava kratku i jednostavnu komunikaciju koristeći se ključnim konvencijama uljudnoga ponašanja u međukulturnim susretima.
 - talijanski jezik
 - B.5.2 Učenik primjenjuje osnovne obrasce uljudnoga ophođenja na talijanskome jeziku.
 - B.5.3 Učenik opisuje jednostavne primjere međukulturnih susreta.
 - njemački jezik
 - B.5.3 U međukulturnim problemskim situacijama učenik pokazuje sposobnost uživljavanja u tuđu situaciju.
 - A.5.4 Učenik sudjeluje u kratkoj i vrlo jednostavnoj govornoj interakciji.

PRIMJENA U DRUGIM PREDMETIMA

- biologija, kemija, geologija – nacionalni parkovi, doline rijeka – VIRTUAL FIELD TRIP
- povijest – muzeji, galerije – VIRTUAL FIELD TRIP
- matematika – Kahoot! Zadaci
- GLOBE program – videokonferencija sa znanstvenicima, nacionalnim parkovima





Pridružite se Skype in the Classroom zajednici

- 1 Posjetite skypeintheclassroom.com
www.bit.ly/142skype
- 2 Ako već niste član, kliknite [Sign up for FREE!](#)
- 3 Prijavite se koristeći Office 365 or Microsoft Račun (MSA*).

**MSA can be any account authenticated with Microsoft (Gmail, work account, Yahoo etc.)*

Microsoft | Skype in the Classroom Find Activities & Classrooms Resources Support Sign in

Search by session name, subject or any other keywords

Start Typing...

Example: authors, national parks, oceans, classrooms

Skype in the Classroom

A free global community that fosters empathy and compassion for each other and our planet.

Sign up for FREE

KORAK 1: Unesite svoje podatke

- Unesite svoje podatke i lokaciju. To omogućuje automatsko povezivanje s obzirom na vremenske zone kad šaljete ili primete zahtjeve.
- Unesite svoju e-mail adresu koju ćete koristiti za komunikaciju.
- Kako biste osigurali bolje iskustvo, preporučuje se dodati vaš [Skype profile URL](#) (Skype korisničko ime). Uvijek ga možete dodati i kasnije kada uređujete svoj profil.

Your contact information

Name *

Iro Stefopoulou (Brook Street)

E-mail *

v-irstef@microsoft.com

Contact email

Location *

Birmingham, United Kingdom

Skype profile URL

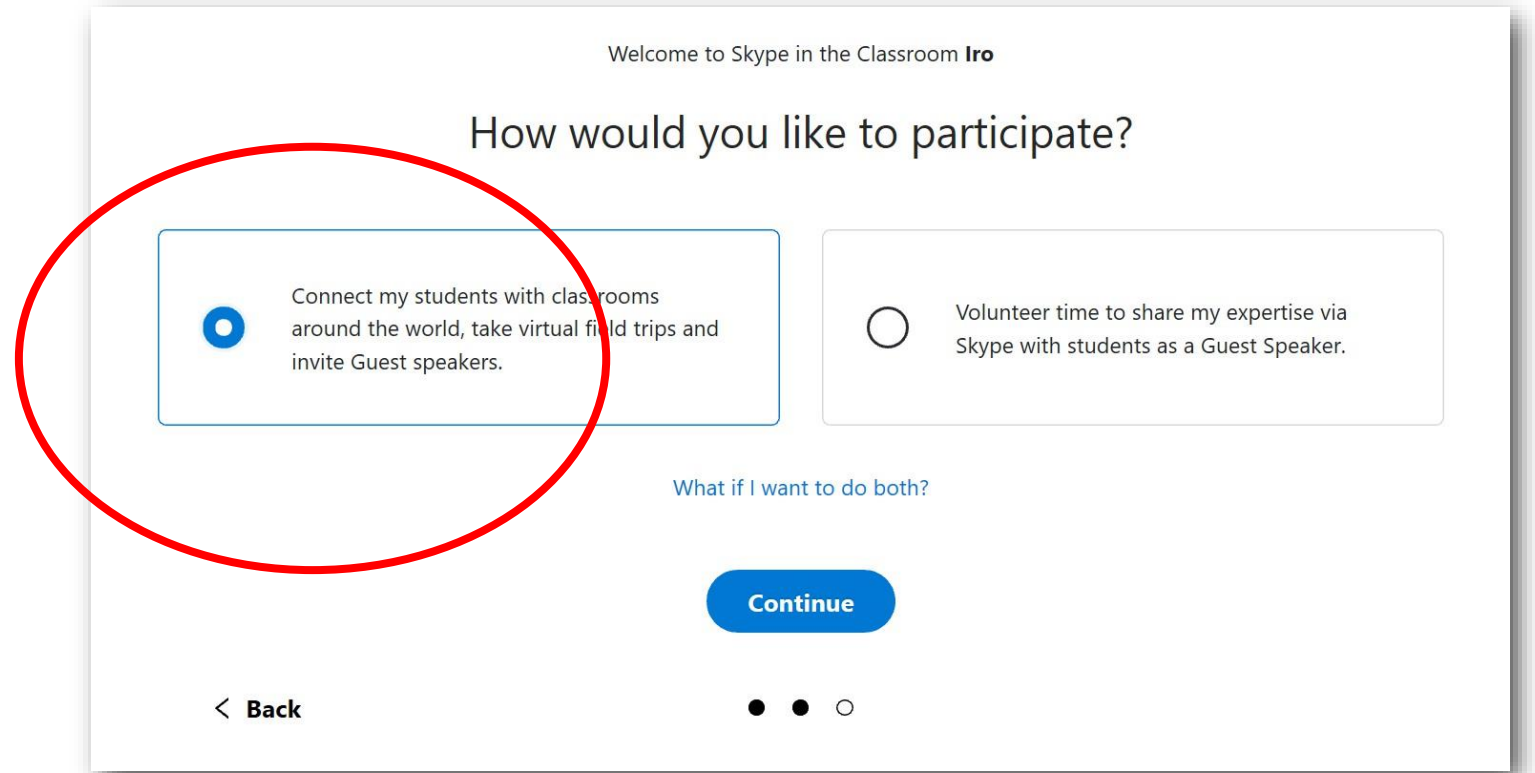
Skype profile UR

[How to find your Skype profile URL](#)

Register

KORAK 2: Izaberite kako želite sudjelovati

Pridružite se kao učitelj koji želi svoj razred (učenike) povezati s ostalim razredima, ići na virtualne izlete (virtual field trips) i pozvati gostujuće govornike (Guest Speakers).



Welcome to Skype in the Classroom **Iro**

How would you like to participate?

Connect my students with classrooms around the world, take virtual field trips and invite Guest speakers.

Volunteer time to share my expertise via Skype with students as a Guest Speaker.

[What if I want to do both?](#)

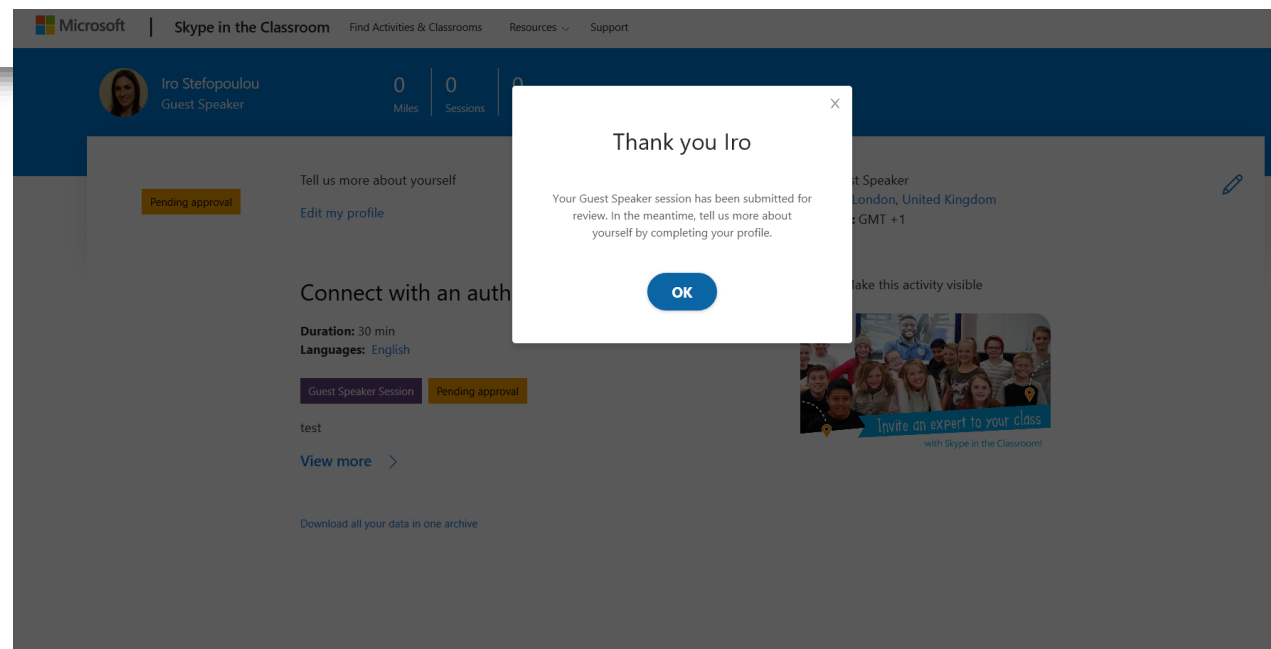
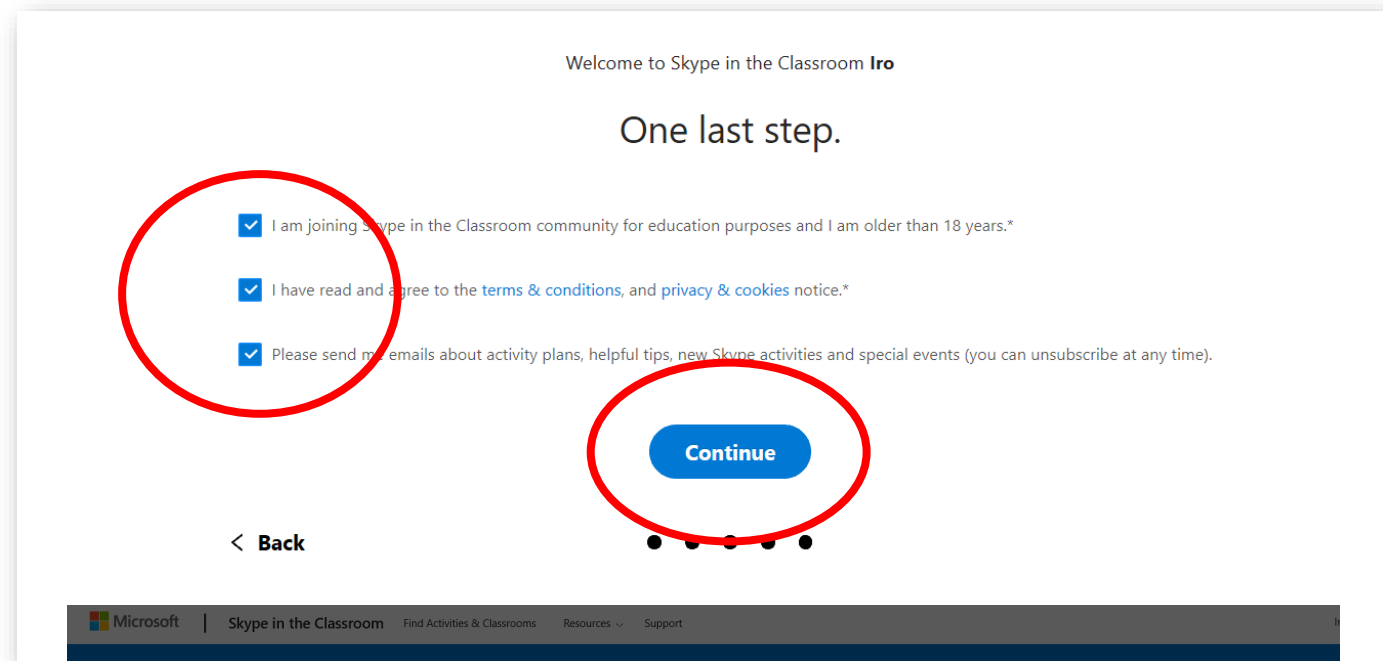
Continue

[< Back](#)

● ● ○

ZADNJI KORAK

Kada prihvatite uvjete i odredbe, postat ćete dio Skype in the Classroom zajednice i počat ćete stvarati nove veze.



SKYPE IN THE CLASSROOM - UPUTE

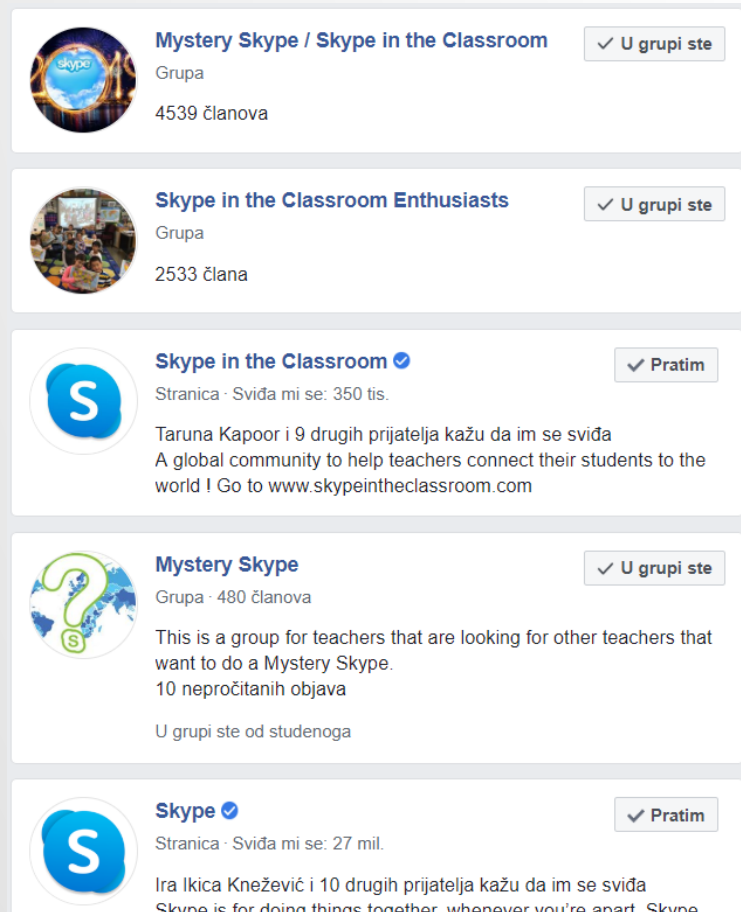
The screenshot shows the website education.skype.com/p/educators. The browser's address bar and tabs are visible at the top. The navigation menu includes "Microsoft", "Skype in the Classroom (Preview)", "Find Activities & Classrooms" (circled in red), "Resources", and "Support". The user profile for Antonija Kojundzic, Educator, is shown with statistics: 282543 Miles, 73 Sessions, and 16 Countries/Regions. Below the navigation bar, there are three resource cards:

- Getting Started With The NEW Skype In The Classroom**: A card featuring a group of diverse children with their hands raised. The text describes Skype in the Classroom as a global community for teachers to inspire the next generation of global citizens. A "View more" button is at the bottom.
- Flipgrid Disco Library Topics For Your Skype In The Classroom Activities**: A card featuring a collage of video thumbnails including "Mission Era Jobs - The Blacksmith", "Community Mapping", "Jane Goodall - TED Talk", "Protecting Species at Pt. Lobos", "Challenge 1", "Protected Home for Harbor Seals", and "Church Life at La Pur". The text explains how to use Flipgrid with Skype activities. A "View more" button is at the bottom.
- Resources To Prepare Your Skype Calls!**: A card featuring a young boy in a classroom. The text emphasizes the importance of preparation for Skype calls, listing resources like call etiquette and student roles. A "View more" button is at the bottom.

POTEŠKOĆE

- vremenska razlika
- nepripremljenost sugovornika (Mystery Skype)
- loša Internet veza
- loše znanje engleskog i/ili geografije
- računanje vremenske razlike

RJEŠENJE - FACEBOOK



The screenshot shows five search results for Facebook groups and pages related to Skype. Each result includes a profile picture, the name of the group or page, the type of entity (Group or Page), the number of members, and a button to join or follow.


- Mystery Skype / Skype in the Classroom** (Group) - 4539 članova - U grupi ste
- Skype in the Classroom Enthusiasts** (Group) - 2533 člana - U grupi ste
- Skype in the Classroom** (Page) - 350 tis. sviđa mi se - Pratim
- Mystery Skype** (Group) - 480 članova - U grupi ste
- Skype** (Page) - 27 mil. sviđa mi se - Pratim


- Skype in the Classroom
- **Skype in the Classroom enthusiasts**
- Mystery Skype
- Mystery Skype/Skype in the Classroom


RJEŠENJE -


FLIPGRID.


<https://info.flipgrid.com/>


- 

Oceania
Public PLC
- 


South America
Private PLC
- 

Around the Globe
Public PLC
- 

Australia explore you
Private PLC
- 

Održivi razvoj - Osije...
Private PLC
- 

Rusija
Private PLC



FLIPGRID.

FLIPGRID. Code: 2e8456

Aylsha M Sep 13	leticia m Sep 13	ricky f Sep 13	georges Sep 13	Cayden S Sep 13
Dylan J Sep 13	Benjamin p Sep 13	Lindsey S Sep 13	Yancy L Sep 13	kittle p Sep 13
Amiah H Sep 13	Joanna v Sep 13	ricky f Sep 13	Aeri M Sep 13	



CREATIVE ★

Stacey Z
+5
1:23
Definitely the nature #photography exhibit

Matthew A
1:18

BRILLIANT ★

Elizabeth M
0:56
So excited to see the #ArtInIndustry gallery

AMAZING

Nathan C
0:41
100% the electric sealife exhibit

Shannon R
0:57
I love the Solar System exhibit

AWESOME

Kevin S
+3
0:41
Can't wait to see the Special Olympics exhibit

Sherene A
1:30
Totally the #BuddhistArt gallery

WONDERFUL

FANTASTIC

FLIPGRID.

+ Ideas for Integrating **Feedback** Reflections
Goals Questions Ideas ?

FLIPGRID

Math < > %
Explain solutions/thinking
Create/solve word problems
Correct errors
Share algorithms

Science
Record hypothesis
Video tape experiments
Brainstorm project ideas

Reading
Record oral reading
Monitor fluency progress
Share decoding strategies
Ask questions and make inferences
Discuss text with literature circles
Share book reviews
Share examples of writer's craft
Share connections
Practice reading with expression

MUSIC
Record performances
Share compositions
Sing song ideas
Brainstorm lyrics

Writing
Read published pieces
Share revisions
Crowd-source ideas/opinions

ART
Discuss artist's statement
Share thoughts about artwork
Discuss favorite artists
Answer essential questions

Social Studies
Communicate globally
Mystery Sessions
Share artifact boxes
Discuss primary sources
Cross-cultural communication

Conduct Interviews
Improve confidence in communication skills

Created by @joliboucher

WHY use FLIPGRID?

TOPIC TEMPLATES
Share and search
TOPIC DISCOVERY LIBRARY
• AUDIENCE
• TOPIC SUBJECT
• TOPIC GOALS
EDIT topic information

GLOBAL CONNECTIONS
EXPLORE BY:
• grid • age/grade
• subject domain
+ Add a Connection
added links goes
asynchronous collaboration
Connect w/classes & industry experts

Authentic Practice
GREAT FOR ELLS!
• comments
• feedback
• low-stakes
• formative assessment
• confidence builder

PARENTS
HIGHLIGHT SCHOOL CLUBS & ACTIVITIES AVAILABLE
• can view student work
MORE ENGAGED STUDENTS

WENDY PILLARD @WENDYPILLARD

EVALUACIJA

<http://bit.ly/evaluacija142>





ZA HVALJUJEMO NA POZORNOSTI!

antonija.kuti@skole.hr

nikolina.mandic8@skole.hr